









111 Series Valves



800.909.4988
info@rankinusa.com

RANKIN 
COMPONENTS THAT AUTOMATE

COILS Code ②	Alternating Current						Direct Current				Electrical connection	Connectors
	24V		120V		240V		12V		24V			
Series 3 Width 22mm	U35B c 	30B	U35D c 	30D	U35F c 	30F	U350 c 	300	U351 c 	301	DIN 46244	PG9 code 10348000
Series 4 Width 30mm	-	40B	-	40D	-	40F	U450 c 	400	U451 c 	401	DIN 43650A	PG9 code 10349000

DESCRIPTION
 Class F or H insulation
 Voltage tolerance $\pm 10\%$
 Protection class:
 IP65 with connector attached
 IP00 without connector
 Continuous service ED100%

OPTIONS
 Cable attached
 Special coil voltage
 Special coil powers

OVERALL DIMENSIONS

inches (mm)



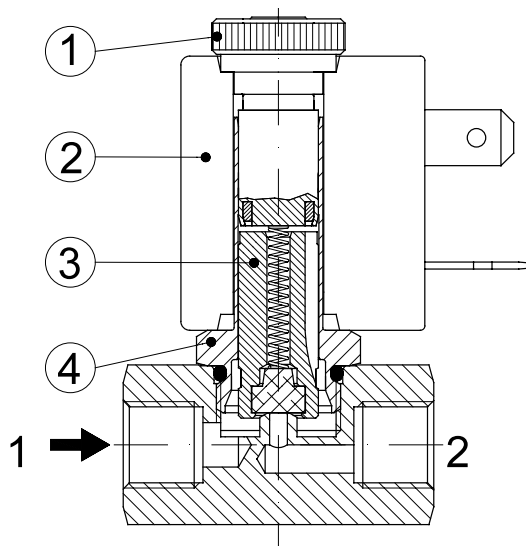
Series 3 Weight 0.11lb (0.05Kg)

Series 4 Weight 0.22lb (0.1Kg)

FOR COIL SPECIFICATION SEE SECTION 6

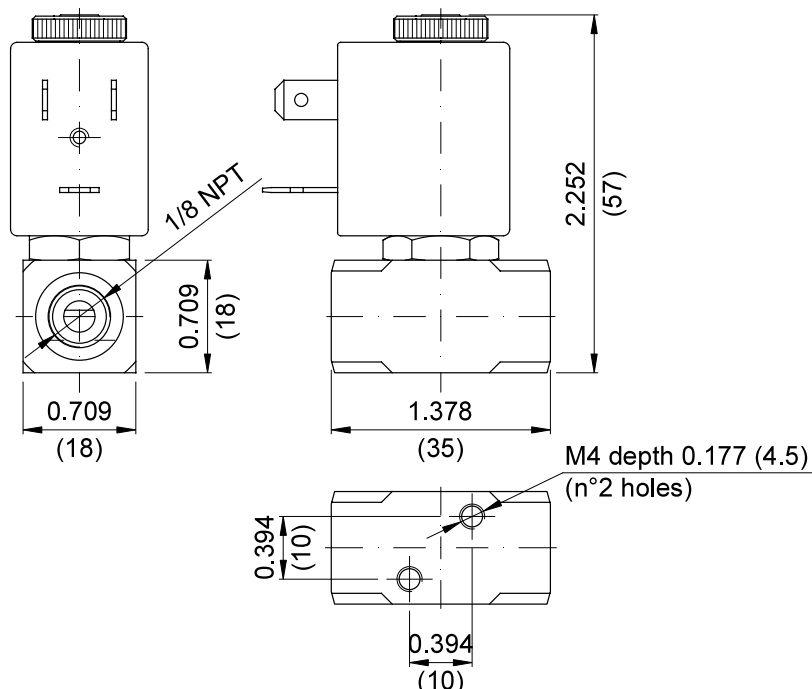
SPARE PARTS LIST

1. Coil attachment nut
2. Coil
3. Plunger assembly
4. Armature tube assembly



OVERALL DIMENSIONS

inches (mm)



Weight with coil series 3=0.33lb (0.15Kg)
 Weight with coil series 4=0.44lb (0.20Kg)