

305 Series Valves



800.909.4988
info@rankinusa.com


RANKIN 
COMPONENTS THAT AUTOMATE

DESCRIPTION

Solenoid valve 3 way
direct acting poppet type

CONSTRUCTION

Body	Brass
Armature tube	Brass
Plunger and core	AISI 430FR
Springs	AISI 302
Seal material	NBR - FPM - EPDM




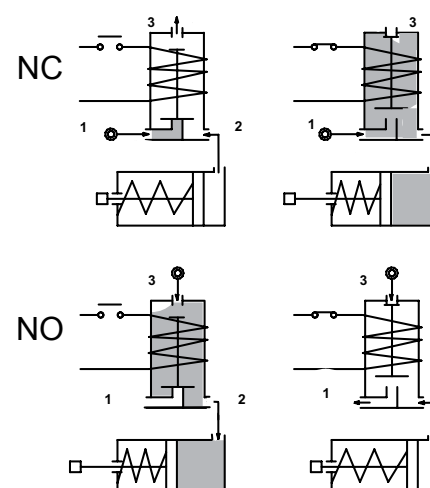
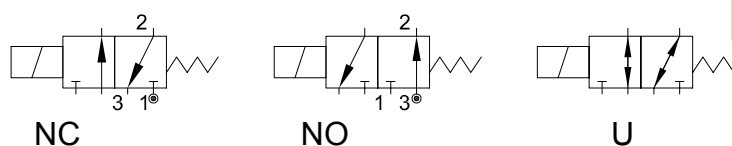
3

FEATURES

- Maximum allowable pressure PS 50bar^③
- Maximum fluid viscosity 25cSt (mm²/s)
- Ambient temperature: from -10°C to +80°C according to the coil
- Universal mounting position

OPTIONS:

- Manual override
- Stainless steel armature tube
- Electroless nickel plating
- Series 7 explosion proof coil according to ATEX - EExmII
- Exhaust port with hosedetail connection
-  US certified coils



ON REQUEST: Versions for use with fluid temperature at -40°C

CODE ① ②	Connection G ISO 228	Orifice mm		Kv m ³ /h	Differential pressure bar			Nominal power			Coil		Seal ①	Temp. range °C		
		1→2	2→3		Min	Max	AC	DC	Inrush	VA	DC	Series			Width	
NC Normally closed																
E305A...12///...	1/8"	1.2	1.5	0.04	0	15	15	12	8	6.5	3	22	NBR=B	-10 +90		
E305A...15///...		1.5	1.5	0.06	0	10	10									
E305A...20///...		2	1.7	0.09	0	6	6									
NO Normally open																
E305A...15/S/...	1/8"	1.5	1.5	0.06	0	10	10	12	8	6.5	3	22			EPDM=E	-10 +140
E305A...17/S/...		1.7	2	0.07	0	6	6									
U Universal																
E305A...15/G/...	1/8"	1.5	1.5	0.06	0	6	6	12	8	6.5	3	22	FPM=V	-10 +140		

- ① Seal
- ② Coil

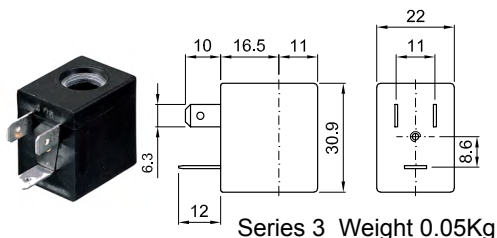
Example: E305AV15///30B FPM seal Coil 24V 50/60Hz, NC
E305AB15/S/301 NBR seal Coil 24V DC, NO

- ③ The maximum allowable pressure PS for steam 2,5bar (gauge pressure)

COILS ②	Alternating Current 50/60Hz (V)							Direct Current (V)			Electrical connection	Connectors
	12	24	48	110	220 230	240	380	12	24	48		
Series 3 Width 22	30A	30B	30C	30D	30E	30F	30G	300	301	302	DIN 46244	PG9 code 10348000

DESCRIPTION
 Class F insulation
 Voltage tolerance
 AC +15% -10%
 DC ± 10%
 Protection class
 IP65 with connector fitted
 IP00 without connector
 Continuous service ED100%

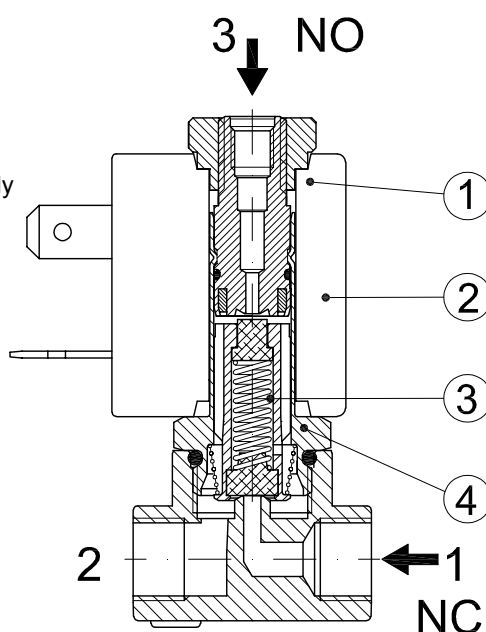
OPTIONS
 Class H insulation
 Cable attached
 Special coil voltage
 Special coil powers
 cULus certified coils



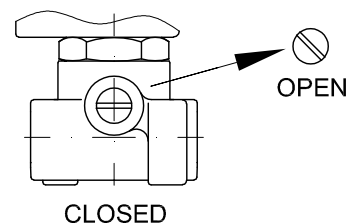
(for coil details see section 8)

SPARE PARTS LIST

1. Coil fixing nut
2. Coil
3. Plunger
4. Armature tube assembly



MANUAL OVERRIDE



OVERALL DIMENSION

