


311 Series Valves



800.909.4988
info@rankinusa.com


RANKIN 
COMPONENTS THAT AUTOMATE

DESCRIPTION

Solenoid valve 3 way
direct acting poppet type

CONSTRUCTION

Body	AISI 303
Armature tube	AISI 303
Plunger and core	AISI 430FR
Springs	AISI 302
Seal material	NBR - FPM - EPDM



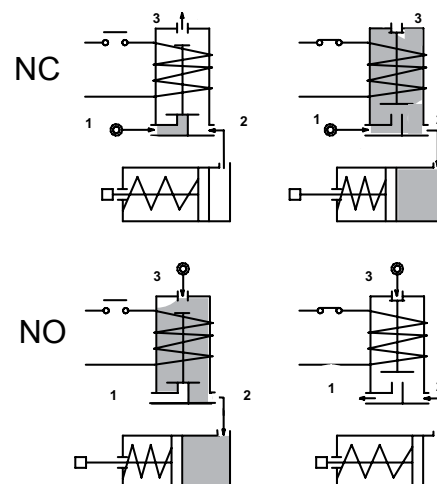
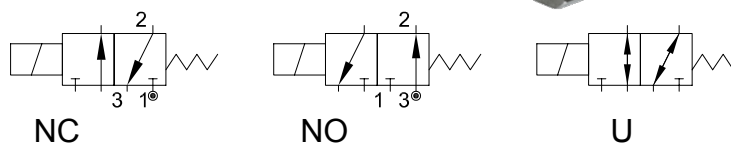
FEATURES

Maximum fluid viscosity 25cSt (mm²/s)
Ambient temperature: from +14°F to +176°F according to the coil
Universal mounting position

OPTIONS:

- Silver shading ring
- Electroless nickel plating
- Exhaust port with hosedtail connection
- Series 7 explosion proof coil according to
 - Ⓜ ATEX II 2G Ex mb IIC T6, T5, T4 Gb
 - II 2D Ex mb IIIC T85°C, T100°C, T135°C Db
 - similar to NEC 505 Div.1 Class II IIC T6

ON REQUEST: Versions for use with fluid temperature at -40°C



CODE ① ②	Port Size NPT	Orifice Size				Flow Factor Cv (gpm)	Operating Pressure Differential (M.O.P.D.) ③				Nominal power		Coil		Seal ①	Temp. range (°F)		
		Inlet (in)	(mm)	Exhaust (in)	(mm)		Min	Max		AC (VA)	DC (W)	Series	Width (mm)					
							AC	DC			Inrush	Holding						
NC Normally closed																		
E311AN...12///...	1/8	0.047	1.2	0.059	1.5	0.046	0	217	15	217	15	12	8	6.5	3	22	NBR=B	+14 +194
E311AN...15///...		0.059	1.5	0.059	1.5	0.069	0	145	10	145	10							
E311AN...20///...		0.079	2	0.067	1.7	0.104	0	87	6	87	6							
NO Normally open																		
E311AN...15/S/...	1/8	0.059	1.5	0.059	1.5	0.069	0	145	10	145	10	12	8	6.5	3	22	EPDM=E	+14 +284
E311AN...17/S/...		0.067	1.7	0.079	2	0.081	0	87	6	87	6							
U Universal																		
E311AN...15/G/...	1/8	0.059	1.5	0.059	1.5	0.069	0	87	6	87	6	12	8	6.5	3	22	FPM=V	+14 +284

① Seal Ordination example: E311ANB15///U35B NBR seal, connection 1/8 NPT

② Coil Coil 24V 60Hz certified c us and marked CE

③ Safe Working Pressure: M.O.P.D. +10%.

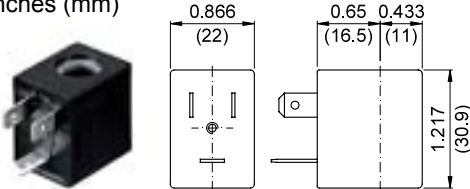
Is the line or system pressure to which the valve may be subjected without being damaged.

COILS Code ②	Alternating Current						Direct Current				Electrical connection	Connectors
	24V		120V		240V		12V		24V			
Series 3 Width 22mm	U35B	30B	U35D	30D	U35F	30F	U350	300	U351	301	DIN 46244	PG9 code 10348000

DESCRIPTION
 Class F or H insulation
 Voltage tolerance ±10%
 Protection class:
 IP65 with connector attached
 IP00 without connector
 Continuous service ED100%

OVERALL DIMENSIONS

inches (mm)



Series 3 Weight 0.11lb (0.05Kg)

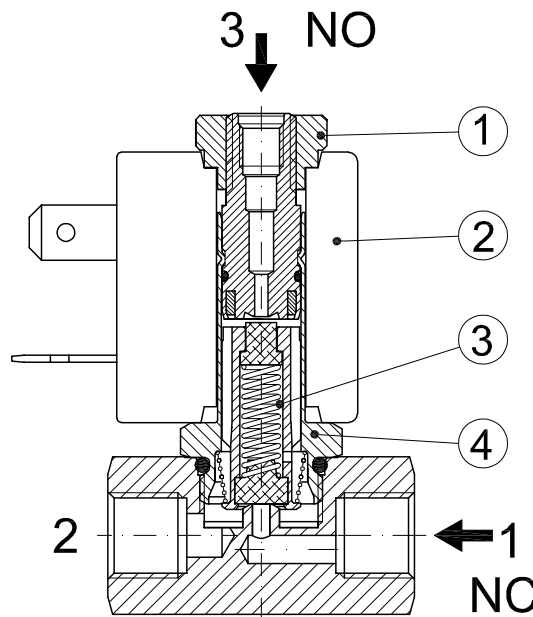
OPTIONS

Cable attached
 Special coil voltage
 Special coil powers

FOR COIL SPECIFICATION SEE SECTION 6

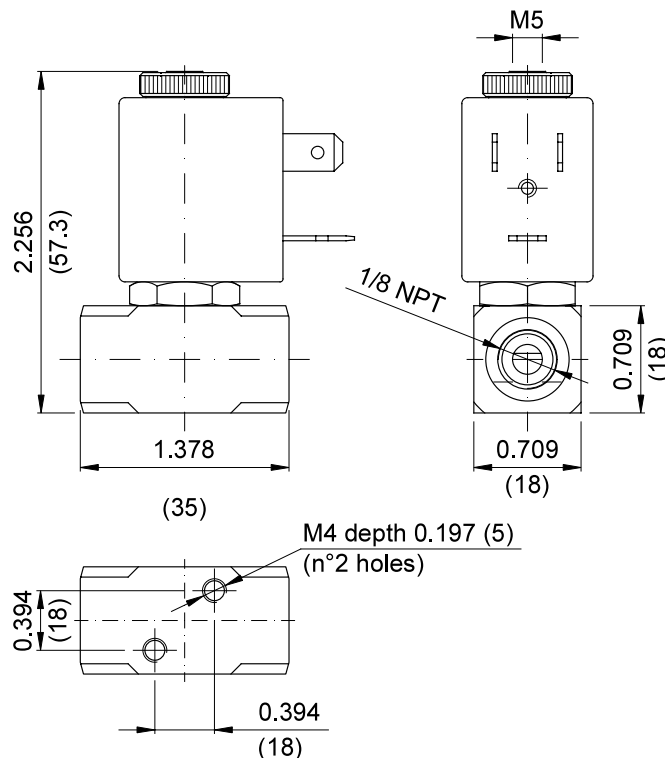
SPARE PARTS LIST

1. Coil fixing nut
2. Coil
3. Plunger
4. Armature tube assembly



OVERALL DIMENSIONS

inches (mm)



Weight=0.33lb (0.15Kg)