

P270 Series Valves



800.909.4988
info@rankinusa.com

RANKIN 
COMPONENTS THAT AUTOMATE

DESCRIPTION

2 way normally open angle seat valve pneumatically operated

PRESENTATION

- High flow rate due to the angle seat configuration
- Anti-water hammer feature with the fluid entry below the seat
- Stainless steel and corrosion resistance body
- Orientable pneumatic actuator
- Self adjusting internal seal
- Optical position indicator
- Back pressure resistance capability
- Maintenance free sealing pack
- Universal mounting position

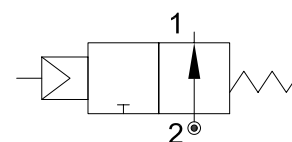


USE: Automation, heating, water, hot water, steam (180°C), aggressive and food fluid

CONNECTION: from 1/2" to 2" GAS o NPT

VALVE FEATURES

Fluid temperature	-40°C +180°C
Ambient temperature	-10°C +80°C
Fluid viscosity	max 600 cSt
Body material	Stainless steel AISI 316
Seal	PTFE
Packing gland	PTFE/FKM



5

PILOT ACTUATOR FEATURES

Fluid	Dry or lubricated air, gases and neutral fluids
Fluid temperatures	max +60°C
Body material	Polyamide 66 with 30% glass fibre
Gaskets	NBR
Actuator	Ø70

CODE ①	Connection GAS - NPT	Orifice mm	Kv l/min	Actuator pilot pressure (bar)		Differential pressure MOPD (bar)		Max allowable pressure PS (bar)	Weight Kg
				min	max	min	max		
P270D...W15/V	1/2"	15	80	1.5	10	0	see pressure table (next page)	40	1.4
P270E...W20/V	3/4"	20	150						1.5
P270F...W25/V	1"	25	190						1.8
P270G...W32/V	1"1/4	32	340					2.4	
P270H...W40/V	1"1/2	40	430					2.7	
P270I...W50/V	2"	50	620					3.9	

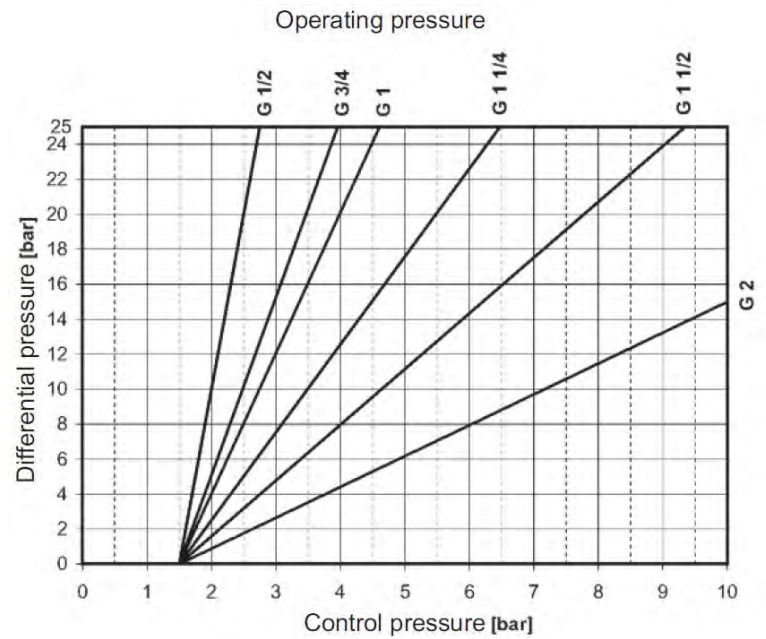
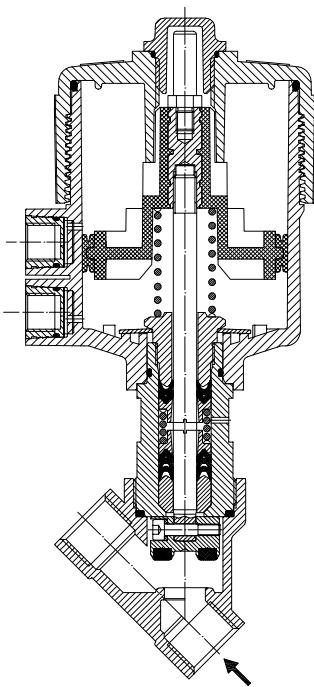
① G= GAS (ISO228/1)
N= NPT (ANSI/ASMI BI.20.1)

Ordination example: P270FGW25/V connection G1"



CE Approval

(Pressure equipment directive 2014/68/UE)
for valves P270G_W32 - P270H_W40 - P270I_W50



OVERALL DIMENSION

CONNECTION GAS or NPT	A mm	B mm	C mm	D mm	H mm	L mm	T mm
1/2"	206.8	SW 27	178.7	15.4	163.3	65	17
3/4"	211.7	SW 32	188.6	21.9	166.7	75.5	19
1"	220.1	SW 41	197.8	25.1	172.7	90	21
1" 1/4	235.9	SW 50	212.3	28.5	183.8	110	24
1" 1/2	238.9	SW 55	217.0	31.0	186	122	25.2
2"	247.8	SW 70	229.7	37.5	192.2	151	28.5

