



VACUUM CUPS WITH SUPPORTS

These traditional cup-shaped vacuum cups are suited for gripping and handling objects with flat, slightly concave or convex surfaces.

These widely used vacuum cups have a diameter of 85 mm and are normally available in standard compounds: natural para rubber N, oil-resistant rubber A and silicone S.

They can be cold fitted with no adhesive onto an anodised aluminium support.

The support has been specially shaped to perfectly fit with the vacuum cup and is equipped with a male threaded pin to facilitate fastening to the automation. Moreover, they have a M8 threaded hole for any necessary insertion of a grub screw with calibrated hole (see pg. 1.131), having the function of reducing the quantity of air to be suctioned.

These cups are extremely easy to replace; simply request the cup indicated in the table in the desired compound when requesting the spare part.

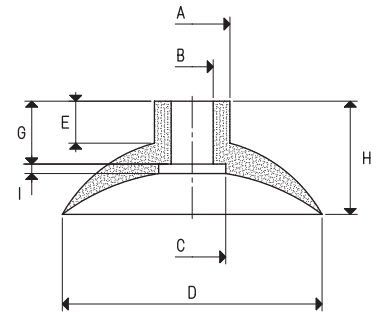
Cups in special compounds, listed on pg. 31, and supports in different materials can be provided upon specific request in minimum quantities to be defined in the order.



VACUUM CUPS

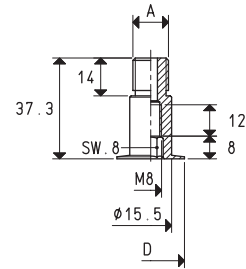
Item	Force Kg	Volume cm ³	A Ø	B Ø	C Ø	D Ø	E	G	H	I
01 85 10 *	14.18	54.8	25	15	25	85	16	23	41	4.0

* Complete the code indicating the compound: A= oil-resistant rubber; N= natural para rubber; S= silicone



SUPPORTS

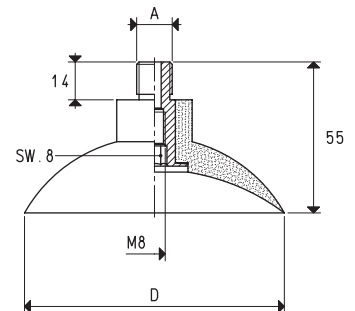
Item	A Ø	D Ø	Support material	For vacuum cup item	Weight g
00 08 28	G1/4"	25	aluminium	01 85 10	13.4
00 08 136	G1/8"	25	aluminium	01 85 10	9.2
00 08 91	M10x1,25	25	brass	01 85 10	38.4



VACUUM CUPS WITH SUPPORT

Item	Force Kg	A Ø	D Ø	Vacuum cup item	Support item	Weight g
08 85 10 *	14.18	G1/4"	85	01 85 10	00 08 28	49.3
08 85 12 *	14.18	G1/8"	85	01 85 10	00 08 136	45.1
08 85 13 *	14.18	M10x1,25	85	01 85 10	00 08 91	73.4

* Complete the code indicating the compound: A= oil-resistant rubber; N= natural para rubber; S= silicone



Note: The force of the vacuum cups indicated in the table represents 1/3 of the value of the theoretical force calculated at a level of vacuum of -75 KPa and a factor of safety 3.

Transformation ratio: N (newton) = Kg x 9.81 (force of gravity)

inch = $\frac{\text{mm}}{25.4}$; pounds = $\frac{\text{g}}{453.6} = \frac{\text{Kg}}{0.4536}$

Adapters for GAS - NPT threading available on page 1.130

VACUUM CUPS WITH SUPPORTS

These traditional cup-shaped vacuum cups are suited for gripping and handling objects with flat, slightly concave or convex surfaces.

These widely used vacuum cups have a diameter of 85 mm and are normally available in standard compounds: natural para rubber N, oil-resistant rubber A and silicone S.

They can be cold fitted with no adhesive onto an anodised aluminium support.

The support has been specially shaped to perfectly fit with the vacuum cup and is equipped with a female threaded pin to facilitate fastening to the automation.

These cups are extremely easy to replace; simply request the cup indicated in the table in the desired compound when requesting the spare part.

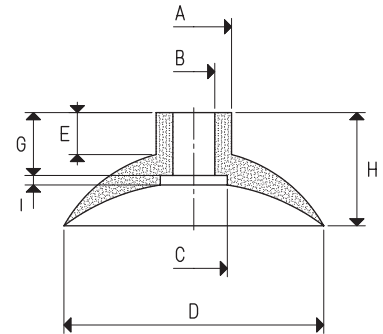
Cups in special compounds, listed on pg. 31, and supports in different materials can be provided upon specific request in minimum quantities to be defined in the order.



VACUUM CUPS

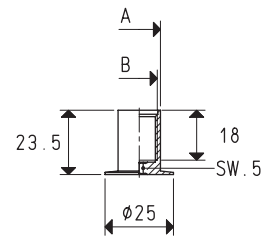
Item	Force Kg	Volume cm ³	A Ø	B Ø	C Ø	D Ø	F	G	H	I
01 85 10 *	14.18	54.8	25	15	25	85	16	23	41	4.0

* Complete the code indicating the compound: A= oil-resistant rubber; N= natural para rubber; S= silicone



SUPPORTS

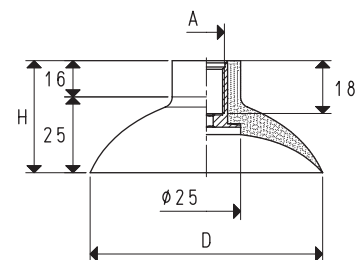
Item	A Ø	B Ø	Support material	For Vacuum cup item	Weight g
00 08 29	15.5	M12	aluminium	01 85 10	6.6
00 08 46	15.5	G1/4"	aluminium	01 85 10	6.5



VACUUM CUPS WITH SUPPORT

Item	Force Kg	A Ø	D Ø	H	Vacuum cup item	Support item	Weight g
08 85 25 *	14.18	G1/4"	85	41	01 85 10	00 08 46	42.4
08 85 26 *	14.18	M12	85	41	01 85 10	00 08 29	42.5

* Complete the code indicating the compound: A= oil-resistant rubber; N= natural para rubber; S= silicone



Note: The force of the vacuum cups indicated in the table represents 1/3 of the value of the theoretical force calculated at a level of vacuum of -75 KPa and a factor of safety 3.

Transformation ratio: N (newton) = Kg x 9.81 (force of gravity)

inch = $\frac{\text{mm}}{25.4}$; pounds = $\frac{\text{g}}{453.6} = \frac{\text{Kg}}{0.4536}$

Adapters for GAS - NPT threading available on page 1.130